

The logo for RUDHAR, featuring the word "RUDHAR" in a bold, red, sans-serif font with a registered trademark symbol (®) to the upper right. The logo is positioned on a white background that is part of a larger geometric composition of overlapping shapes in red, white, and blue.

**AUTOMATED ACCESS SOLUTIONS**

*Secure | Swift | Seamless*



# Welcome to Rudhar

**Leading manufacturer and Supplier of Entrance, Security Automation & Loading Bay Equipment products for Industrial, Residential & Commercial purposes pan India.**

A customer centric approach, top quality, trailblazing innovation, taking care of people, along with superior standards of ethics: constitute the inspiring principles of the way Rudhar does business.

Every day, at Rudhar, we strive to provide clients and users with state-of-the-art solutions to make their life easier and safer.

## Table Of Content

CEO's Message	01
About Company	02
History & Milestones	03
Why Choose Rudhar: The <i>R-Edge</i>	04
Certifications & Accreditations	05
Customer Base	06
Product Portfolio	07
Connect with Us	22
Connect with Us	14
Thank You	15



## CEO's Message

Dear friends!

*Welcome to RUDHAR.*

As you navigate the pages of our company brochure, I hope you learn more about the qualities that make our company a leader in the entrance automation industry since the last twenty-five years.

Our business ethics allow us to grow rapidly and achieve success in tough competition. This is what makes our customers, business partners and employees believe in us.

We collaborate with those who value integrity, reliability, professionalism, a systematic approach to business and high quality. We believe by following these principles, we can be better today than we were yesterday, and tomorrow – better than today.

*We will show that better is possible.*



Surender Goyal

Founder

## Corporate Values



### TEAM OF PROFESSIONALS

Rudhar's success is due to a close-knit team of like-minded professionals, who achieve and overpass the set goals through friendly cooperation.



### QUALITY IN EVERY ASPECT

We give priority attention to the quality: quality of the entire system in general and each individual component in particular.



### SYSTEMATIC APPROACH

Everything we do, we do systematically, judiciously and rigorously so that every decision made turned out to be the most efficient and productive.



### INTEGRITY AND RELIABILITY

By building long-term mutually beneficial relations with all our partners, we only promise things that we can accomplish, and then try to do more than we have promised.





# About Company

Established in 1998, RUDHAR is today amongst the leading Indian manufacturer and exporter of Entrance and Security Automation products and Loading Bay equipments.

## // INFRASTRUCTURE

We have developed a modular infrastructure at our premises which is managed by our trained and adept professionals. For organized execution of all the business processes, we have categorized our infrastructure into diverse sub-departments.

Due to the high manufacturing capacity, we have been able to manufacture the products rapidly in bulk quantity. Our strategically located state-of-the-art manufacturing facility in New Delhi ensures high quality products and quick delivery times.

## // RESEARCH AND TECHNOLOGY

In-house research and development is an important part of the Rudhar Group philosophy. Essential product components & control technology is designed and produced by Rudhar Group.

Our product engineering team uses latest software combined with technologically advance machinery to offer the customer an excellent engineered product.

## // QUALITY CONTROL AT EVERY STAGE

Entire range of products is precisely manufactured by our trained professionals using highest quality raw materials and progressive techniques in compliance with predefined industrial standards. Our products undergo testing on all manufacturing process stages to eliminate the risk of defects – from incoming quality control of purchased raw materials in in-house labs to testing of finished products in operation at the test stations.

# 25+

YEARS OF **EXPERIENCE**

# 08+

GLOBAL **ASSOCIATES**

# 550+

PROJECTS **DELIVERED**

# 80+

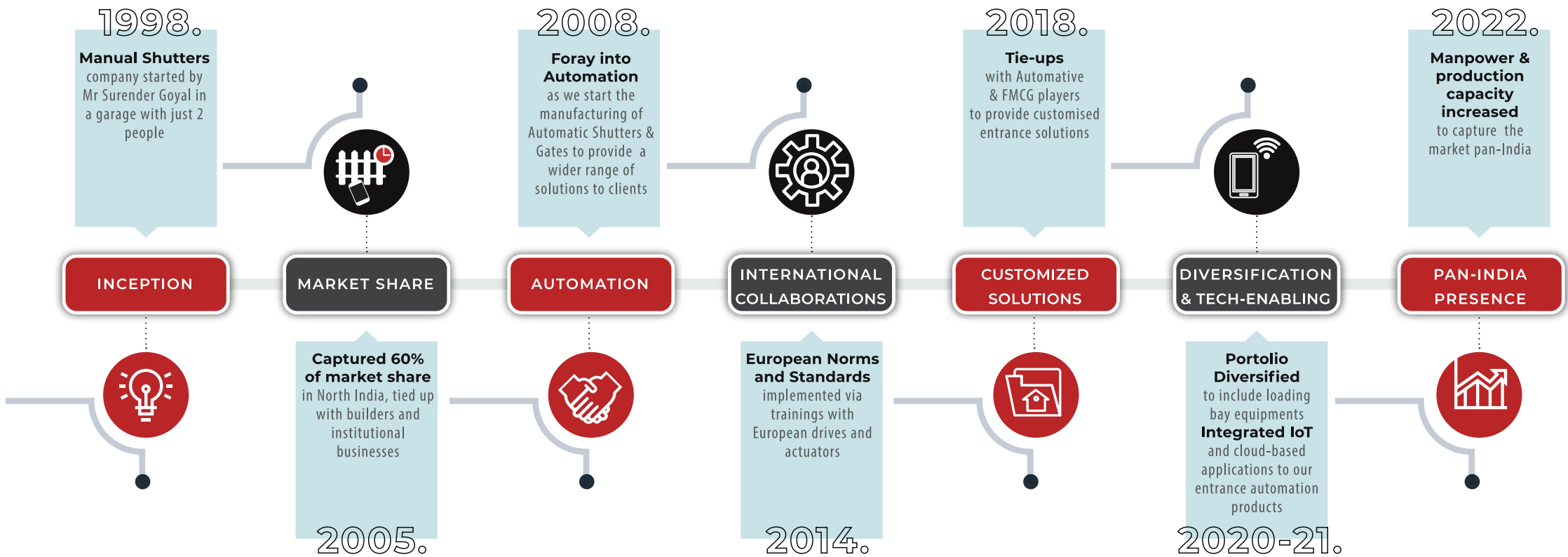
STRONG **TEAM**

# 25+

PAN-INDIA **PARTNERS**



# Company History and Milestones





# Why Choose Rudhar?

Our products have a wide range of applications and are built as per international standards. All our products come with many in-built features such as:

- // high speed operations along with security & anti-violability
- // automatic fast opening and closing
- // reduced leakage of air and heat preservation
- // aesthetically appealing, energy efficient, weather proof and reliable
- // can be equipped with I-Phones and Androids mobiles for operations from anywhere
- // can be equipped with PLC's for operations in industries

## Solutions Across Multiple Verticals



COMMERCIAL SECTOR



INDUSTRIAL SECTOR




PUBLIC SECTOR UNDERTAKINGS




RESIDENTIAL SECTOR

## The R-Edge


### QUALITY PRODUCTS R-Edge 01

Our products are manufactured and designed according to the ISO Standards 


### FAST DELIVERY R-Edge 02

We deliver our product in our committed time period 

### WARRANTY & AMC R-Edge 03

Upto 5 years of warranty included; options for extended warranty & AMC 


### 24x7 SUPPORT R-Edge 04

Extensive service network across country, quick service with testing, maintenance, repairs 

### CUSTOMER CARE R-Edge 05

Toll free No. 1800 309 5166 

### SPARE PARTS R-Edge 06

Availability of spare parts till 10 years 



# Certifications & Accreditations

At Rudhar, we are committed to providing innovative and reliable automated shutter and door solutions that exceed customer expectations.


Our dedication to quality is ingrained in every aspect of our operations, from design and manufacturing to installation and service.

- 01 **QUALITY MANAGEMENT SYSTEM | ISO 9001:2015**
- 02 **ENVIRONMENTAL MANAGEMENT SYSTEM | ISO 14001:2015**
- 03 **OCCUPATIONAL HEALTH AND SAFETY MANAGEMENT SYSTEM | ISO 45001:2018**
- 04 **CERTIFICATE OF COMPLIANCE | Certificate No.: UQ-2022020560**
- 05 **CERTIFICATE OF COMPLIANCE | Certificate No.: CE-2129**



## Our Prestigious Customer Base

We like to work with large national and international businesses, as well as construction projects and sites under development. Because we can supply custom roller shutters to suit all openings and apertures, we are well placed to help smaller businesses and startups to protect their properties.



1000+ SATISFIED CUSTOMERS

550+ PROJECTS DELIVERED

25+ YEARS OF EXCELLENCE





# Product Portfolio

Rudhar has a wide range of products catering to users across commercial, industrial, PSUs and residential sectors.

Our products can be availed in diverse designs, customized options, sizes, as per the clients' requirements.

*Our products are tested at all stages of the manufacturing process. This ensures strong structure, low maintenance, tensile strength, compact design, durability, corrosion resistance and user-friendliness.*

HIGH SPEED DOORS



ROLLING SHUTTERS



GATES



LOADING BAY EQUIPMENT



COMMERCIAL DOORS



BARRIERS



FIRE DOORS



BIOMETRIC AND ACCESS CONTROL





In cooperation with German engineers, Heavy Performance Doors are developed and manufactured in a German facility utilizing state-of-the-art and resourceful technical technology for regular usage in high traffic regions, with opening speeds of up to 1.5-3 m/s

#### APPLICATIONS

- // Industries that have stringent criteria for keeping a dust- free atmosphere: **medical instrument manufacturers, electronics and computer manufacturers, the food industry, the pharmaceutical sector, and certain military applications**
- // Industries with requirement of explosion-proof areas
- // Industries having specific requirements for temperature control, sanitation & storage like **cold storages, warehousing, loading bays, transmission systems**

- 1.1 SELF REPAIRING DOOR
- 1.2 FOOD INDUSTRY DOOR
- 1.3 INTERNAL ROLL UP DOOR
- 1.4 EXTERNAL ROLL UP DOOR
- 1.5 CLEAN ROOM DOOR
- 1.6 SPIRAL HIGH SPEED DOOR
- 1.7 MACHINE HIGH SPEED DOOR

# 01. High Speed Doors



View Catalogues







### SELF REPAIRING DOOR

High-quality PVS is used, resistive safety edge aligned with bottom edge of the door, sensors, photocells and barriers are used to make the product both safe and durable, being totally self-repairing, all because of its "Anti Crash System".



### INTERNAL ROLL UP DOOR

Rapid Doors (internal) are used where a sections of the facilities have to be isolated from other section and fast access is required. Internal Rapid Doors are simple made of PVC curtain design and helps in quick opening & Closing and ensure effective protection of the against heat, dust, humidity and temperature.

### EXTERNAL ROLL UP DOOR

It is wind resistant up to class 4 according to the European standard. Its superior tight seal and fast door cycle allow for significant energy savings.



### SPIRAL HIGH SPEED DOOR

A high-speed spiral door is an advanced type of metal door capable of preserving heat, saving energy, sealing. It eliminates need for a security door. The patented spiral helps to reach maximum speeds of up to 4 m/s.



### MACHINE HIGH SPEED DOOR

They are high-speed doors that protect people and material from access to moving automatic machine areas. Especially designed for automatic or robotic machine areas, this gate can be installed in addition to barricades or security walls.



The GRS Machine Guard Door enhances automation by isolating the area, meeting high industry standards of a durable and robust structure.

### CLEAN ROOM DOOR

Due to its special compact frame and to the special sliding system this roll up door has a low permeability to be suited for controlled environments, guarantees controlled loss of pressure and allows the ventilation systems and air purification to operate correctly.



### FOOD INDUSTRY DOOR

It is a flexible high-speed door in PVC for indoor use, with no rigid elements and with a perimeter structure made entirely of stainless steel.







We provide heavy-duty shutters for industrial units, strong and light-weight shutter for commercial purposes, and safe and secure shutters for residential environments. Available in various sizes and grades, Rudhar is a leader in offering wide range of Automatic Rolling Shutter at the most pocket-friendly rates with customization options to meet the specific requirements of clients.

#### ADVANTAGES

- // Gives sunlight protection & helps in controlling noise pollution
- // Offers privacy and increases the aesthetic appeal
- // Aids in improving safety
- // Gives major protection against extreme heat, rain or wind

- 2.1 INDUSTRIAL ROLLING SHUTTER
- 2.2 ALUMINIUM ROLLING SHUTTER
- 2.3 GALVALUME ROLLING SHUTTER
- 2.4 GALVANISED ROLLING SHUTTER
- 2.5 ALUMINIUM PUFF INSULATED ROLLING SHUTTER
- 2.6 GRILL ROLLING SHUTTER
- 2.7 POLYCARBONATE ROLLING SHUTTER
- 2.8 GI PUFF ROLLING SHUTTER

# 02.

## Rolling Shutters



View Catalogues





### INDUSTRIAL ROLLING SHUTTER

Perfect for instances where lateral rooms are premium and safety is necessary, Industrial Rolling Shutters are popular due to low operating noise, long life, beautiful appearance and robust characteristics.



### GRILL ROLLING SHUTTER

Perfect for showrooms, shopping malls, display windows etc., Grill Rolling Shutters provide optimal protection without sacrificing visual access.

They help to circulate air & can be manufactured in different materials like G.I, M.S, Aluminium & Bright Bars with different designs like brick, Diamond & Honeycomb looks.



### GALVALUME ROLLING SHUTTER

Powdered with 20+ years of anti-corrosion properties & made of aluminum coated with a zinc-silicon alloy, these are very durable.

The automatic shutters come with a fingerprint reader, sensors, photocell, ID card readers & backup battery.



### ALUMINIUM ROLLING SHUTTER

They are made from proprietary double-walled extruded aluminium profiles.

Aluminium Rolling Shutters offer durability, efficiency & functionality while being lightweight & strong. Being corrosion free, they can be installed in areas exposed to everyday weather conditions & are available in insulated & non-insulated varieties. They are simple to operate with single push button.



### POLYCARBONATE ROLLING SHUTTER

Transparent polycarbonate rolling shutters are popular because of their strength and transparency. They offer excellent visibility along with top security, & are stronger than ordinary or organic glass.

They aid in cutting down the sun's ultraviolet radiation & are weather-resistant. They offer better sound and heat insulation and are environmentally friendly.



### GI PUFF INSULATED ROLLING SHUTTER

Rudhar insulated rolling shutters offer the perfect option. Rolling shutters with insulation reduce energy loss around the curtain and during heat "flow through." They are appropriate for use in loading bays, factories, warehouses, and other locations where thermal insulation and security are needed.



### GALVANISED ROLLING SHUTTER

They come in both Insulation and non-insulation material which are designed for a variety of industrial, warehouse, loading docks and commercial uses.

Galvanised Rolling shutters can be used in both operations Manual with Gear Crank and Motorised through remotes & push button.



### ALUMINIUM PUFF INSULATED ROLLING SHUTTER

Used in areas where optimum ambient temperature needs to be maintained and can be used in loading docks, warehouses & places where safety & thermal insulation is required.





Creative elegant and precisely aligned Motorized Gates are designed and fabricated at Rudhar. The pre-tensioning of the motorized gate leaf fabrication prevents the chances of bending. The leaf designs are available in regular form or custom as per the client's requirements.

#### APPLICATIONS

// Industrial buildings, airports, ports, guarded car parks, schools, kindergartens, shopping malls, etc.

// Sliding gates can be used on wide plots where the gate can slide along the fencing

// Frequently used when the forecourt is short or if a hill prevents the use of double-leaf gate

3.1 INDUSTRIAL SLIDING GATE

3.2 TELESCOPIC SLIDING GATE

3.3 CANTILEVER SLIDING GATE

3.4 SWING GATE

3.5 RETRACTABLE GATE

## 03. Gates



View Catalogues



### TELESCOPIC SLIDING GATE


Ideal for sites where maximum opening is required and back space is restricted due to structural conditions, these gates are fabricated with multiple leaves, which makes it possible to achieve maximum clear opening as compared to conventional sliding gates.

Two or Three leaf sliding gates also improve the speed of opening & Closing. These gates have extremely robust fabrication and a high level of security.



### INDUSTRIAL SLIDING GATE

Designed & fabricated with special square or rectangular hollow sections, along with MS sheets and flats assembled by high-quality welding, Industrial Gates are aesthetically pleasing & sturdy as the pre-tensioning of gate leaf fabrication reduces the risk of bending. For Safety measures, Photocell is provided to prevent accident with flashing light and buzzing sound while operation. Mechanical sensitivity detection causes the gate movement to stop if an obstacle is detected. Hi-Tech electronic control units permit operation time adjustment, partial opening, automatic closing, step-by-step control, stop safety, reverse safety, etc.



### CANTILEVER SLIDING GATE

Also known as hanging gates or trackless gates, they use concealed mechanical bearings instead of wheels for their operation, and the entire gate is balanced on two hangers, eliminating the need for a track. The advantage of using cantilever sliding gates is that they have no ground track or foundation in the roadway, making them ideal for road surfaces that are uneven or sloping and vehicles that do not experience any bumps. The gate is not prone to getting blocked by leaves or dirt, thereby reducing maintenance.



### RETRACTABLE GATE



Retractable Gates made from high-strength aluminum and mounted with sparkling silver, stainless steel and plastic plates, eliminate the need to designate a sliding storage zone. Any drift sand or stone accumulated due to wind and rain will not affect the normal operation of gates. Equipped with anti-crash intelligent infrared double detectors, gates automatically retract when a person or object is detected, ensuring safety.

### MOTORISED SWING GATE

Artistically fabricated with square pipes encased in a pipe frame & finished with spray painting, they are available in Single-Leaf & Double Leaf variants. Electro-mechanical actuators ensure maintenance-free and smooth operation. Manual operation in case of power failure or any other emergency is built-in.





Rudhar loading equipment allow to optimize logistic operations. They all are made according to European standards match Indian needs. Our wide array of technical solutions for safe and efficient cargo flow between vehicle and warehouse make us a leader in the industry.

#### APPLICATIONS

- // Used in docks, places where cargo is to be moved from one level or floor to another
- // Provides good weather sealing and helps in temperature control in premises like warehouses, factories, logistics parks etc.

- 4.1 DOCK LEVELER
- 4.2 DOCK SHELTER
- 4.3 OVERHEAD SECTIONAL DOOR

# 04.

## Loading Bay Equipment



View Catalogues





### DOCK LEVELER

Dock Leveler helps to maximize the speed of loading & unloading in premises by providing a plane surface in between truck and floor level. Its platform is welded using a robotic arm and a lip made of almond anti-slip steel. Single-effect lift cylinder & double-effect lip cylinders are available. All dock levelers are provided with 1 HP power pack hose burst safety valve & maintenance strut as standard. Capacity of Dock leveler ranges from 6 tonne to 15 tonne. Dock buffer pair is included to protect the leveler from the hit of truck while backing. Tilt permits Dock Leveler to recompense for a canted situation. Maintenance prop to support the dock leveler during maintenance checks is also provided



### Radius Lip Dock Leveler

Our dock leveler with swing lip has a modular design, is energy-efficient, durable & easy to operate. It's well suited for most warehousing sites where standard-size vehicles operate. It can be supplied in many dimensions & load capacities.



### Edge Of The Dock Leveler

The manually operated dock levelers are energy efficient since they do not require a power supply. The swing lip and open hinge structure require almost zero maintenance and is safe.

### DOCK SHELTER



Rudhar standard Dock Shelters are of a 'collapsible' design as the frame hinges back against the building when impacted by misaligned vehicles, rather than breaking like most traditional fixed frame designs. They are low maintenance, low cost and designed to compensate for a wide variety of vehicle sizes and poorly aligned vehicles. Manufactured from Polyester Trevira fabric with PVC UV resistant coating on both sides, they are very high tear resistance.


### Retractable Dock Shelters

Independent manual scissor mechanism allows shelter to retract with the trailer keeping the shelter square. The design also eliminates the need for rigid steel guide rollers. The front panels are made of high resistance black PVC protected with double interlacing of polyester that works like spring in order to cover the vehicles of different shapes.



### Cushion Dock Shelters

They offer the best insulation when a dedicated vehicle fleet is used to ship goods. Only the highest quality materials are chosen to provide a high degree of wear resistance and withstand the effects of UV-radiation or extreme temperatures. The cushion dock shelters ensure best drought seals and even sealing of the smallest gaps between the vehicle and building is achieved.



### Inflatable Dock Shelters

Inflatable Dock Shelters combine optimum sealing with the greatest possible variety of applications. W1 Series comes with inflatable side and top seals to provide a virtually airtight contact with vehicles. This makes the inflatable shelter ideal shelter for temperature controlled warehouses and distribution centres to seal against summer heat, winter cold, drought, dust and insects.



### OVERHEAD SECTIONAL DOOR



Perfect solution for commercial & production facilities, they have heavy duty design and can be adapted to any existing structure.

Special technologies, structural elements, ultra-strong alloys and paint materials from the leading manufacturers ensure the doors have a long service life and operate without faults. A reliable seal system in industrial doors ensures increased thermal insulation, reducing heating costs, especially in winter. Special sandwich panels with foamed poly-urethane core & steel reinforcements used in the hinges provide greater joint strength and increase the rigidity and break resistance of the doors.



Fast and easy to install, our range of automatic sliding and swing doors offer top performance and reliability. Sliding doors are available in single-leaf or double-leaf versions and with automatic opening and closing or with spring closing system.

#### APPLICATIONS

- // Hospitals and healthcare facilities
- // Hospitality industry
- // Offices, shops, banks & commercial towers
- // Shopping malls as well as in residential settings.

5.1 AUTOMATIC SLIDING DOOR

5.2 AUTOMATIC SWING DOOR

## 05. Commercial Doors



View Catalogues





### **AUTOMATIC SLIDING DOOR**

Automatic sliding doors are the ideal solution for automated pedestrian access points in private and public locations: offices, shops and commercial businesses in general.

Fast and easy to install, with continuous operation, they offer top performance and reliability. We have variants available in single-leaf or double-leaf versions.

Operator for sliding doors with three-wheeled carriages ensures that the doors are very stable and easy to adjust, both in height and depth. The operator has a control unit with LED alphanumeric display, full-range switching power supply (100-240 V 50/60 Hz) and can be operate through inverter in case of power failure. Continuous operation is thereby guaranteed.

### **AUTOMATIC SWING DOOR**

They have an operator for single- or double-leaf swing doors and are ideal for continuous operation. Available in a version with automatic opening and closing or with spring closing system, they are recommended for public locations, such as hospitals or healthcare facilities, locations open to the general public such as hotels, offices, shops and banks, as well as in residential settings.

They activated using buttons, sensors and key-operated or rotating selectors. Various parameters can be selected like the Push and Go function, which is essential whenever you want to activate automatic opening by an initial manual push. With its low-energy function, which enables the door to be opened with low energy and speed, Operator is particularly suited to settings where there are people with mobility problems.





Our barriers are designed to allow individual vehicles to pass through and regulate the entry and exit of vehicles. Depending on the area of application, we offer electrically operated models. They are designed for continuous use and can easily handle a high volume of traffic with quick opening and closing.

#### ADVANTAGES

- // Designed for continuous use and can easily handle a high volume of traffic
- // Cantilever lengths are variable, thus large pitch widths can also be secured
- // With the help of data management, devices can be easily switched on and off
- // Gives major protection against extreme heat, rain or wind

6.1 BOOM BARRIERS

6.2 FLAP BARRIER

6.3 BOLLARD

# 06.

## Barriers



View Catalogues



### BOOM BARRIER

Depending on the area of application, we offer electrically operated models that can easily handle a high volume of traffic. The cantilever lengths are variable, which means that large pitch widths can also be secured. With the help of data management, devices can be easily switched on and off. Boom barriers are easy to operate through push button/remote control systems/magnetic loop detectors/ flashing lamp/ RFID access system etc.

- Available in different size variance upto 6m & 8m
- Robust housing incorporating the working links for boom barrier working
- Resting stand as per the client's requirement.
- Manual release in case of power cut off
- Heavy duty powder coated steel casing & Aluminium extruded boom profile
- Optional symbolic LED notification for easy passing access



### BOLLARD



Electric-hydraulic-mechanically operated retractable bollard systems that can be quickly and easily operated and are suitable for both security and access control applications.

The system is designed to bring desired environmental and aesthetic enhancements to perimeter security, securing perimeter access without providing a sense of social disorder and active alarm measures. The system is designed to withstand impacts and still operate, giving high security levels to all sites. It is ideal for university campuses, pedestrian walkways, parking lots, government buildings, sports stadiums, amusement parks, airports, shopping centers, hospitals, and apartment complexes.

### FLAP BARRIER

Mainly used where there is a high level of passenger traffic like in subways, exhibition centers and pedestrian entrances.

The Flap Barrier combines high performance, user acceptance, comfort, attractive design and different security levels to prevent unauthorized access and pedestrian protection.







These specialist doors are purpose-built to withstand roaring fires for as long as possible and tested against the elements. They enable buildings to compartmentalise and delay the spread of fire from one area to another.

#### SALIENT FEATURES

// Fire rated door serve as a regular door at all the time, provide ready egress from fire area during a fire accident, inhibit fire spread, protect life and property by reducing smoke hazards

// Glass can withstands exposure to the heat condition in a fire test for at least 60 mins

// Edges of the door have intumescent seal, which expands when temperatures reach beyond 200°C to seal the gaps between the door and frame

#### APPLICATIONS

// Healthcare // Educational Institutions // Commercial Towers // High Rise Buildings

# 07.

## Fire Doors



[View Catalogue](#)



With an access control system, you can better protect your business while adding intelligent automation options to make running your business easier. Access control systems are ideal for businesses of all sizes, giving you complete control over the flow of traffic around your facility. With the high quality products and services we offer, we can build a complete access control system perfectly tailored to the needs of your company or business.

#### ADVANTAGES

- // Create and revoke credentials as customers and employees come and go or simply change roles, and as business processes and policies evolve
- // Offer employee identification through various credentials like- Biometric (Fingerprint), Proxy card, Mifare, Barcode, password authentication, RFID Tags, and BLE (Bluetooth) tags
- // Easily enroll an entire facility or various facilities around the world, with multiple access permissions
- // Assign password policies for software access

08.

## Biometric & Access Control



[View Catalogue](#)





## Connect with Us

 [www.rudhar.in](http://www.rudhar.in)

 [info@rudhar.in](mailto:info@rudhar.in)

 [/rudhargroup](https://www.facebook.com/rudhargroup)

 [@rudhar\\_group](https://www.instagram.com/rudhar_group)

 [@rudhargroup1645](https://www.youtube.com/channel/UC1645)



**TOLL FREE** 1800 309 5166



**MOBILE** +91 98 7050 5321



**SALES** [sales@rudhar.in](mailto:sales@rudhar.in)



**SUPPORT** [cs@rudhar.in](mailto:cs@rudhar.in)

**CONTACT** HIMANSHU GOYAL





**RUDHAR GROUP**  
Plot No. 628,  
Pipeline Road,  
Puth Kurd Village,  
Bawana,  
Delhi - 110039



**RUDHAR GROUP**





SCAN ME

**RUDHAR®**

**AUTOMATED ACCESS SOLUTIONS**

*Secure | Swift | Seamless*